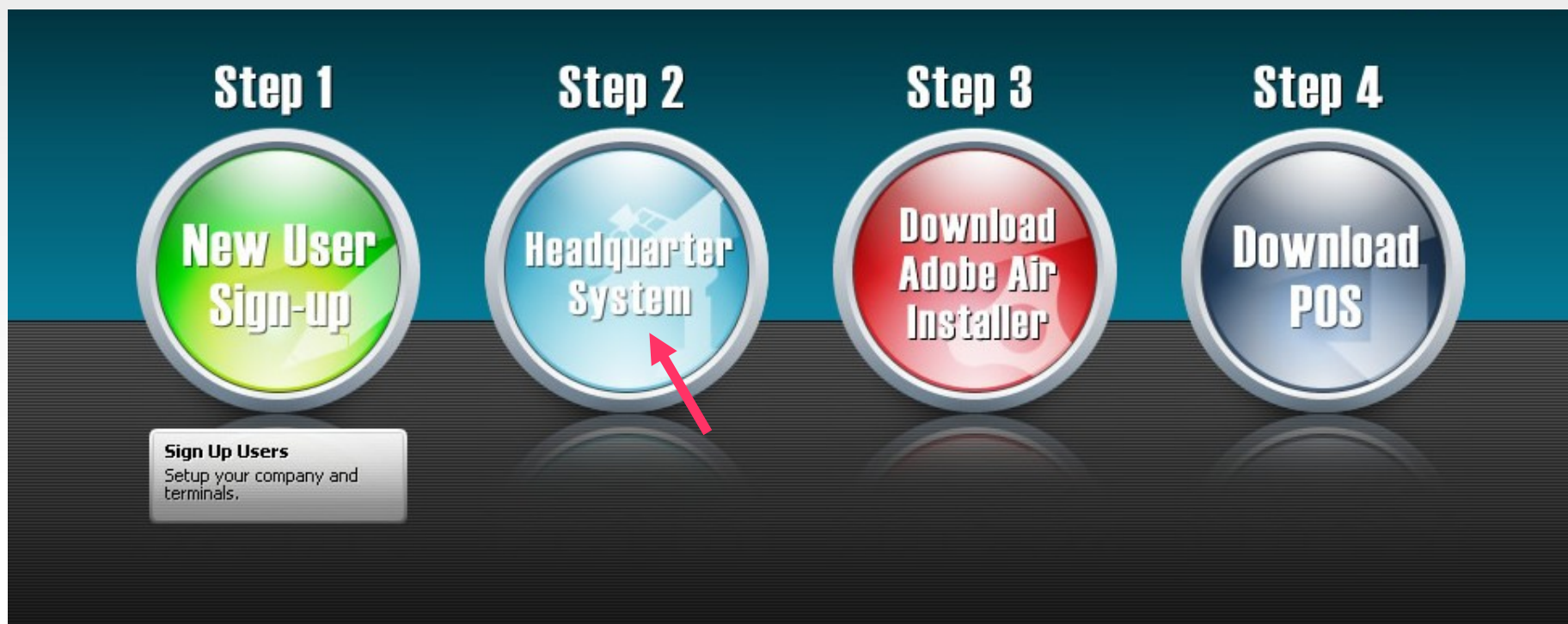


VOID AND SALES RETURN REPORT

WALKTHROUGH

Access the WebPOS home page (URL <http://www.alliancepos.net>) and click on Headquarter System.



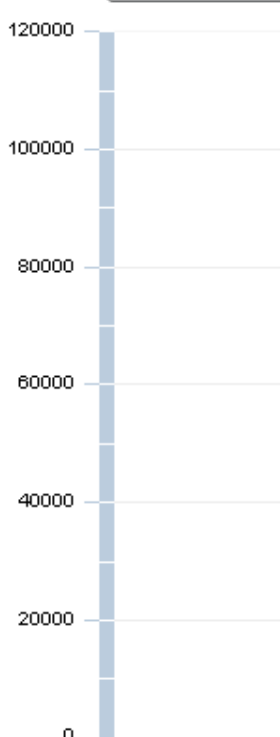
Go to Sales Report > Sales Transaction List

Home Daily Operation **Sales Report** Inventory Master Records Maintenance Logout V6.58.

Sales Dashboard

Branch: **(All)**

Report: **Sales Trend**




A bar chart showing sales trends over time. The y-axis ranges from 0 to 120,000. The chart shows a single bar at the beginning of the period reaching approximately 120,000, followed by a long period of zero sales.

Panel: **Full**

Refresh every (mins):

- Feb 09, 2012 Benchmark: **Revenue** **(Base Product)**



A bar chart showing sales transaction data for February 9, 2012. The y-axis ranges from 0 to 100. There are four bars: two green bars (approx. 55 and 75) and two blue bars (approx. 15 and 90).

120000

100000

80000

60000

40000

20000

0

100

80

60

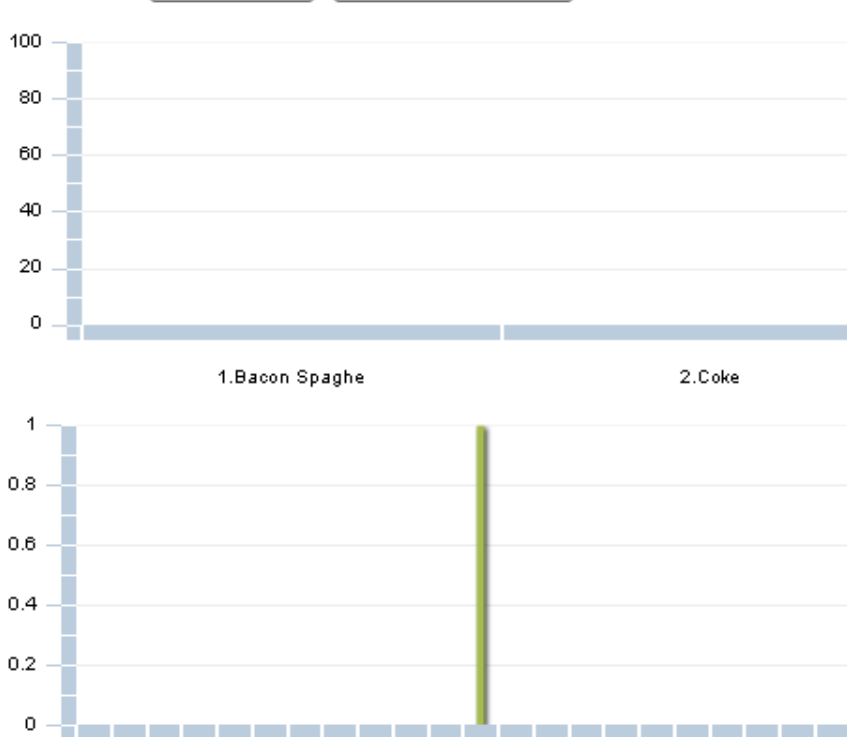
40

20

0

1.Bacon Spaghe

2.Coke



A bar chart comparing sales for '1.Bacon Spaghe' and '2.Coke'. The y-axis ranges from 0 to 1.0. '1.Bacon Spaghe' has a bar at 1.0, and '2.Coke' has a bar at 1.0.

Sales Transaction List

Cashier Report

Media Tender Report

Sales Report by Clerk

Sales Warranty Tracking

Sales Report by Product

Sales Summary by Branch

Sales Summary by Product

Sales Summary by Period

Product Movement Analysis

Sales Comparison

Sales Book

Download eSales

Set the filters to narrow down or broaden your search.
Tick the checkbox for **Void and Sales Return Only**
Click Search once done.

Filter Sales Transaction

Period: 02/05/2012 - 02/07/2012

Receipt No:

Terminal No: F12

Branch: **Boutique** ▼

Cashier: **(All)** ▼

Serviced By: ▼

Customer ID: F12

Customer Name:

Group by Customer:

Display Customer ID:

Price Level: ▼ **Tagged during sales*

Display Price Level:

Void and Sales Return Only:

With Senior Discount Only:

◀ | Search | Reset

This report shows a summary of void transactions and sales returns.

To view an item in detail, select the item and click the Detail button at the bottom of the page.

Transaction type will also be indicated whether it is a refund/sales return or void transaction.

The report can be viewed in PDF and Excel formats. It can also be emailed to concerned persons/departments with the Email button (see How to Send Reports).

Sales Transaction List

← Previous 1-1 of 1 Next →

	Date	Time	TM#	Receipt Ilo	Customer	Cashier	Serviced by	Gross	Discount	Senior
1	02/08/2012	0110	0002	14		Cashier		-184.80	0.00	0.00
	1 item						TOTAL :	184.80	0.00	0.00
							=> # Refund:	1.00	0.00	0.00

Detail PDF Excel Email Refresh Close

