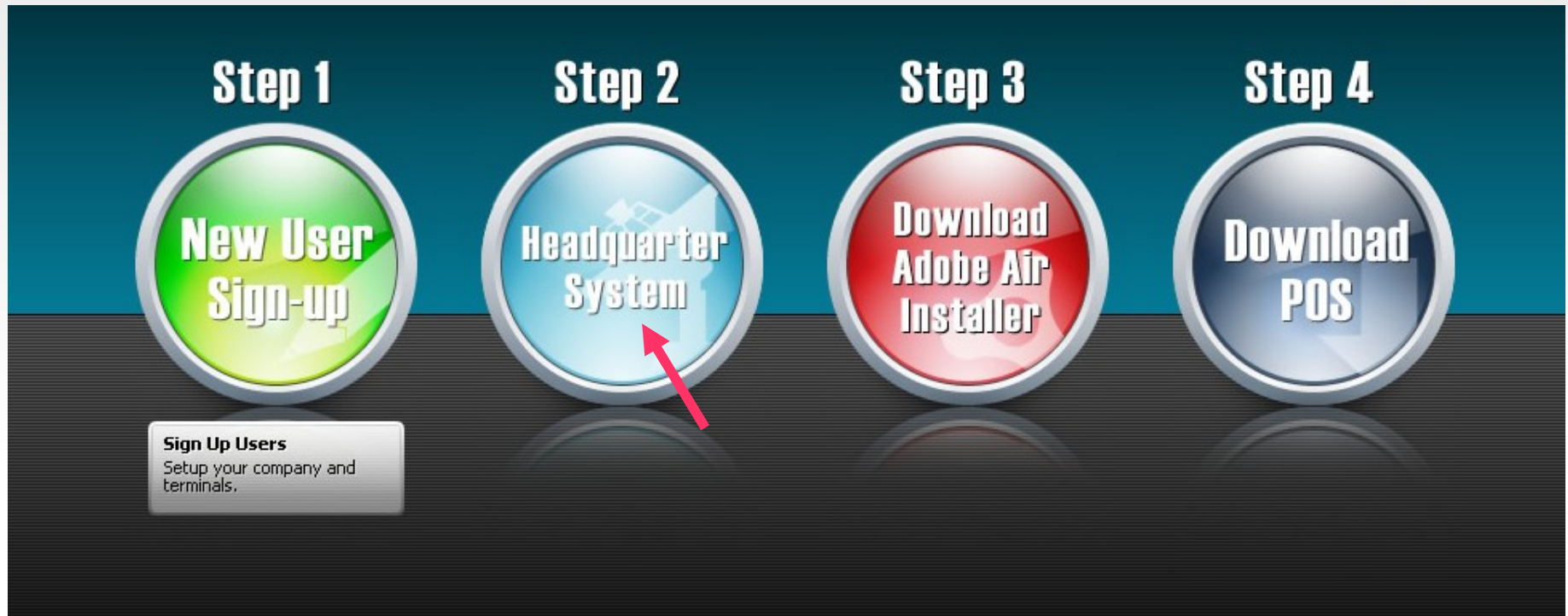


SALES BOOK

WALKTHROUGH

Access the WebPOS home page (URL <http://www.alliancepos.net>) and click on Headquarter System.



Go to Sales Report > Sales Book

Sales Book

Period: 02/05/2012 - 02/10/2012

Terminal No: F12

Branch: Resto ▼

Search Reset

Set the period filter.



You may view summary of Z readings for a single terminal – enter Terminal No. Otherwise, it will display all readings for the branch.

You may also view the performance of all your branches by setting the Branch field to All.

This report shows the outstanding sales of your branch as of the date specified. This is shown in the Present NRGT column where sales are compounded from the first day of operation.

Daily sales are recorded in the Total Sales column.

Sales Book

 Previous
 1-6 of 6
 Next

	Date	TM#	Reset Ctr	Receipts	Previous NRGT	Present NRGT	Total Sales	Tax Sales	Non Tax Sale:	Tax
1	02/05/2012	0002	3	-	98,110.00	98,110.00	0.00	0.00	0.00	0.00
2	02/06/2012	0002	4	-	98,110.00	98,110.00	0.00	0.00	0.00	0.00
3	02/07/2012	0002	5	-	98,110.00	98,110.00	0.00	0.00	0.00	0.00
4	02/08/2012	0002	6	7 - 15	98,110.00	206,074.80	107,964.80	107,964.80	0.00	11,567.64
5	02/09/2012	0002	7	-	206,074.80	206,074.80	0.00	0.00	0.00	0.00
6	02/10/2012	0002	8	-	206,074.80	206,074.80	0.00	0.00	0.00	0.00
	TOTAL:						107,964.80	107,964.80	0.00	11,567.64

 Detail
  PDF
  Excel
  Email
  Refresh
  Close

This report can be viewed in PDF and Excel format. To email, click the Email button (see How to Send Reports)

To access the Z Reading, select an item and click the Detail button at the bottom of the page.

Reading Detail		
4	Z READING	OR#7-15
5	T/M#0002	Feb 08, 2012 (Wed)
6	-----	
7	Gross Sales	107,964.80
8	Tax Sales	107,964.80
9	Total Tax	11,567.64
10	Net Sales	96,397.16
11	Total Cost	65,890.00
12	Gross Profit	30,507.16
13	# Transactions	9
14	Total Quantity	8.00
15	Total Refund	184.80
16	# Refunded	1
17	Total Cash Sales	107,964.80
18	# Cash Sales	9
19	# Customers	7
20	Avg Sales/Trx	11,996.09
21	Avg Sales/Customer	15,423.54
22	Avg Cash Change	20.53
23		
24		
25	NAME	QTY AMOUNT

 PDF
 Email
 Close

Z Reading reports can be viewed in PDF format only.