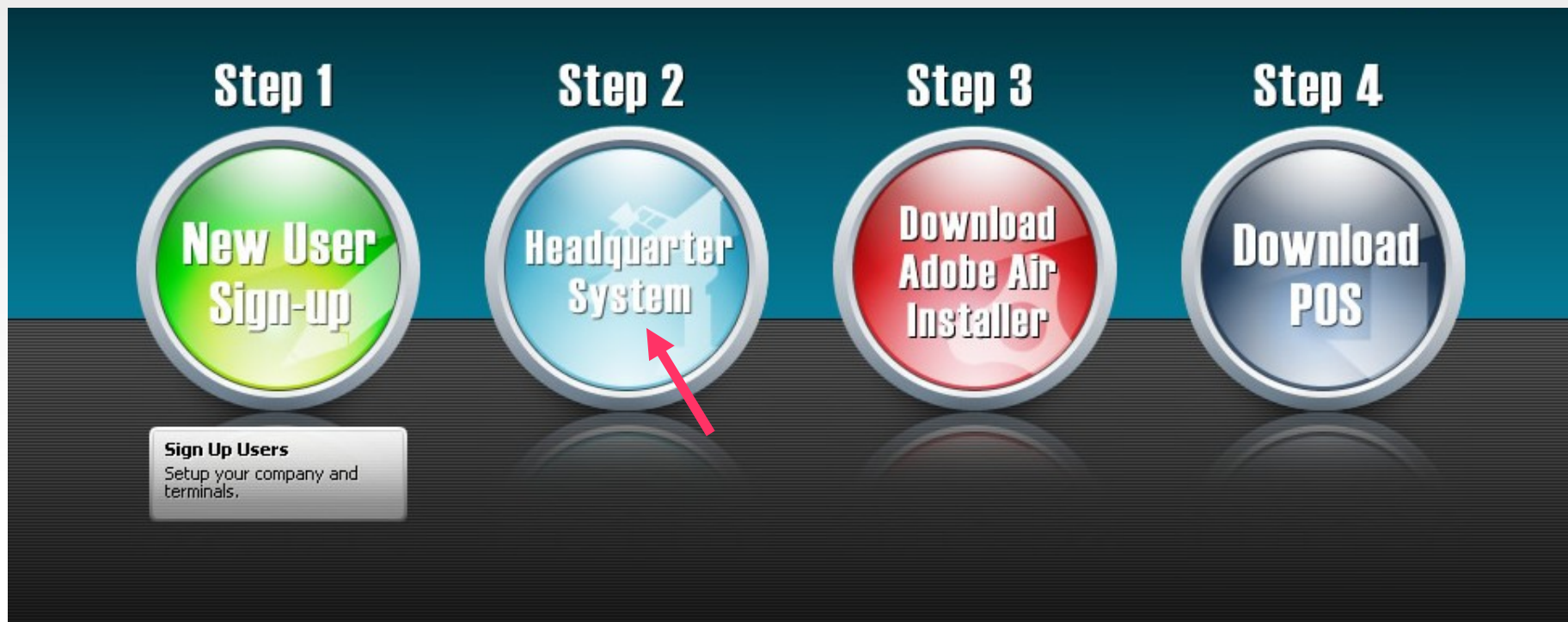


MANAGE A TERMINAL

WALKTHROUGH

Access the WebPOS home page (URL <http://www.alliancepos.net>) and click on Headquarter System.



Go to Maintenance > POS Terminal

Home Daily Operation Sales Report Inventory Master Records **Maintenance** Logout

Sales Dashboard

Branch: (All) Date: 02/21/2012 Panel:

Report: Sales Trend Period: Jan 22 - Feb 21, 2012

Refresh every (mins):

Revenue (Base Product)

- POS Terminal
- Company Information
- Security Access
- Audit Trail
- Upload Master Data
- Change Password
- User Account
- Help Desk Support
- Local Options

Period	Sales
Jan 22 - Jan 28	55,000
Jan 29 - Feb 4	75,000
Feb 5 - Feb 11	13,000
Feb 12 - Feb 18	108,000
Feb 19 - Feb 25	20,000

Product	Revenue
Product 1	1.0
Product 2	0.0
Product 3	0.0
Product 4	0.0
Product 5	0.0
Product 6	0.0
Product 7	0.0
Product 8	0.0
Product 9	0.0
Product 10	0.0
Product 11	0.0
Product 12	0.0
Product 13	0.0
Product 14	0.0
Product 15	0.0
Product 16	0.0
Product 17	0.0
Product 18	0.0
Product 19	0.0
Product 20	0.0
Product 21	0.0
Product 22	0.0
Product 23	0.0
Product 24	0.0
Product 25	0.0
Product 26	0.0
Product 27	0.0
Product 28	0.0
Product 29	0.0
Product 30	0.0
Product 31	0.0
Product 32	0.0
Product 33	0.0
Product 34	0.0
Product 35	0.0
Product 36	0.0
Product 37	0.0
Product 38	0.0
Product 39	0.0
Product 40	0.0
Product 41	0.0
Product 42	0.0
Product 43	0.0
Product 44	0.0
Product 45	0.0
Product 46	0.0
Product 47	0.0
Product 48	0.0
Product 49	0.0
Product 50	0.0

You can view all the terminals you manage.

- TM No.** Terminal number
- Branch** Branch name where this terminal is located
- Status** Online or not
 - Online means the terminal is open but not in operation yet
 - pending login credentials
- Operation** Open or Closed
 - Open means the cashier has logged in and ready to transact
 - Closed means the cashier has not logged in the terminal
- Cashier Name** Cashier operating the terminal
- Latest** Recently used for sales transaction
- Last Sales** Period since last successful sales transaction
- Type** Terminal type (as set in Terminal Master)
- Version** Version of the software being used
- Memo** Optional field (as set in Terminal Master)
- Active** Y – Yes, N – No

Terminal Master

Note: There may be few seconds delay when reflecting the actual status of the terminals.

TM No	Branch	Status	Operation	Cashier Name	Latest	Last Sales	Type	Version	Memo	Active
0001	Boutique				Yes	23.8 hours	BTQ	Latest	For Demo	Y

To manage a terminal, select the item and click on the Detail button below.

In Detail, you can view and edit Primary Information, Basic Setting, Computation, Reading, Receipt, Hardware and Tenant settings (for individual functions, see How To Add a Terminal)



*Registration Key and Terminal Type is under Primary Information

To view outstanding sales for the day, select the terminal and click on the Today's Sales button. You can view the Sales Transaction List, Transaction Detail and Payment List.

Terminal Master

Note: There may be few seconds delay when reflecting the actual status of the terminals

TM No	Branch	Status	Operation	Cashier Name	Latest	Last Sales	Type	Version	Memo	Active
0001	Boutique	Online	Open	Cashier	Yes	< 5 mins	BTQ	Latest	For Demo	Y
0002	Resto	Online	Open	Cashier	Yes	< 2 mins	F&B	Latest		Y

 Detail
  Refresh
 Today's Sales
 Options

You can also do the following functions remotely:

- Perform start of day Automatic start-of-day operation
- Perform end of day Automatic z-reading operation
- Close Terminal Close the terminal without cashier intervention





*Note: You cannot open the terminal. There has to be an input for login credentials.

Click on the Refresh button to get the latest data for your terminals.

Terminal Master

Note: There may be few seconds delay when reflecting the actual status of the terminals

TM No	Branch	Status	Operation	Cashier Name	Latest	Last Sales	Type	Version	Memo	Active
0001	Boutique	Online	Open	Cashier	Yes	< 5 mins	BTQ	Latest	For Demo	Y
0002	Resto	Online	Open	Cashier	Yes	< 2 mins	F&B	Latest		Y

 Detail
  Refresh
  Today's Sales
  Options