

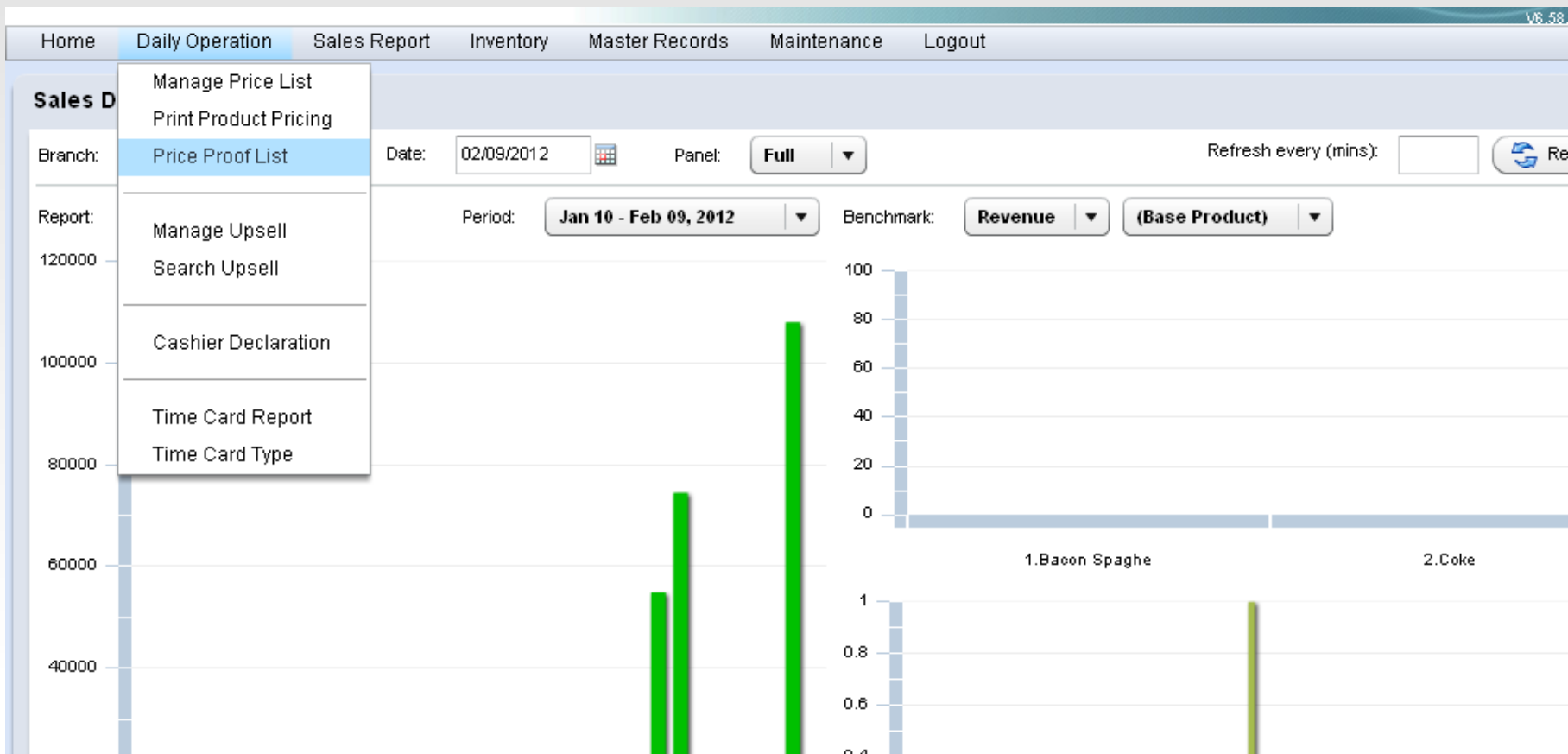
PRICE PROOF LIST

WALKTHROUGH

Access the WebPOS home page (URL <http://www.alliancepos.net>) and click on Headquarter System.



Go to Daily Operation > Price Proof List



Set a specific period to view price list.

Exception Cases:

Net price is less than cost

This means you have negative margins – you can adjust accordingly.

Standard cost is less than component cost

This applies for product kits. Standard cost is the cost of the kit while the component cost is the cost per item in the kit.

Overlapping price list




You can check if there are products with overlapping prices you can adjust or remove.

The screenshot shows a web application interface with a navigation menu at the top containing: Home, Daily Operation, Sales Report, Inventory, Master Records, Maintenance, and Logout. Below the menu is a section titled "Price Proof List".

Within the "Price Proof List" section, there are several input fields and dropdown menus:

- "Price List As Of:" with a text box containing "02/09/2012" and a calendar icon.
- "Exception Case:" with a dropdown menu that is currently open, showing three options: "Net price is less than cost", "Standard cost is less than component cost", and "Overlapping price list".
- "Sort By:" with a dropdown menu.
- "Active:" with a dropdown menu.
- "Branch:" with a dropdown menu.

Set all the necessary filters to narrow down or broaden your search.
Click on PDF or Excel to view your preferred format (can be saved and printed)

Sort By:	Product ID	▼
Active:	Yes	▼
Branch:	(All)	▼
Price Level:		▼
Product ID:	<input type="text"/>	F12
Product Type:		▼
	<input checked="" type="checkbox"/> Show Components of Product Set	
I sell this item:	Yes	▼
<hr/>		
Supplier ID:	<input type="text"/>	F12
Product Class:		▼
Service Line:		▼
Product Line:		▼
<hr/>		
 PDF	 Excel	 Reset

The net prices that are boxed are those with negative margins and need to be adjusted accordingly.

Price Proof List

Filter: As of 02/09/2012, All Branches, All Price Levels

Product ID	Name	Std Cost	Comp Cost	List Price	Discount	Disc %	Sell Price	Tax	Net Price	Margin	Overlap
000	Merchandise	0.00		0.00			0.00		0.00	0.0%	
0003	Product 3	15.00		30.00			30.00	3.21	26.79	78.6%	
001	Product A	0.00		0.00			0.00		0.00	0.0%	
001CAP	Cappuccino	85.00		109.00			109.00	11.68	97.32	14.5%	
002CM	Cafe Mocha	95.00		125.00			125.00	13.39	111.61	17.5%	
003ES	Espresso	99.00		105.00			105.00	11.25	93.75	-5.3%	
004CL	Cafe Latte	85.00		109.00			109.00	11.68	97.32	14.5%	
1	Nokia E72	0.00		12,000.00			12,000.00	1,285.71	10,714.29	0.0%	
10	Nokia E72	0.00		12,000.00			12,000.00	1,285.71	10,714.29	0.0%	
2	Nokia E72	0.00		12,000.00			12,000.00	1,285.71	10,714.29	0.0%	
3	Nokia E72	0.00		12,000.00			12,000.00	1,285.71	10,714.29	0.0%	
4	Nokia E72	0.00		12,000.00			12,000.00	1,285.71	10,714.29	0.0%	
5	Nokia E72	0.00		12,000.00			12,000.00	1,285.71	10,714.29	0.0%	
6	Nokia E72	0.00		12,000.00			12,000.00	1,285.71	10,714.29	0.0%	
7	Nokia E72	0.00		12,000.00			12,000.00	1,285.71	10,714.29	0.0%	
8	Nokia E72	0.00		12,000.00			12,000.00	1,285.71	10,714.29	0.0%	
9	Nokia E72	0.00		12,000.00			12,000.00	1,285.71	10,714.29	0.0%	
ARWAX	Armpit Waxing	0.00		300.00			300.00	32.14	267.86	0.0%	
BB1	Blackberry 9300	0.00		12,000.00			12,000.00	1,285.71	10,714.29	0.0%	
BB2	Blackberry 9300	0.00		12,000.00			12,000.00	1,285.71	10,714.29	0.0%	
BB3	Blackberry 9300	0.00		12,000.00			12,000.00	1,285.71	10,714.29	0.0%	
BB4	Blackberry 9300	0.00		12,000.00			12,000.00	1,285.71	10,714.29	0.0%	
BB5	Blackberry 9300	12,000.00		13,440.00			13,440.00	1,440.00	12,000.00	0.0%	
BB6	Blackberry 9300	0.00		12,000.00			12,000.00	1,285.71	10,714.29	0.0%	